










# Run Time Components

IceGrid Admin shows the following run time components:

- **Registry** ()  
Represents the IceGrid registry process with which IceGrid Admin communicates
- **Slave Registry** ()  
Represents a slave registry process, when you have several replicated IceGrid registries
- **Node** ()  
Represents an IceGrid node process
- **Regular Server** ()  
Represents a regular server process, started and monitored by an IceGrid node
- **IceBox Server** ()  
Represents an IceBox server process, started and monitored by an IceGrid node
- **Adapter** ()  
Represents an Ice indirect object adapter, deployed within a server or a service
- **Database Environment** ()  
Represents a Freeze/Berkeley DB Database Environment, deployed within a server or a service
- **IceBox Service** ()  
Represents an IceBox service, deployed on an IceBox server
- **Metrics View** ()  
Represents a Metrics view associated with an Ice server or service.

All actions on these components (through menus, buttons and keyboard short-cuts) affect directly and immediately the running IceGrid deployment.